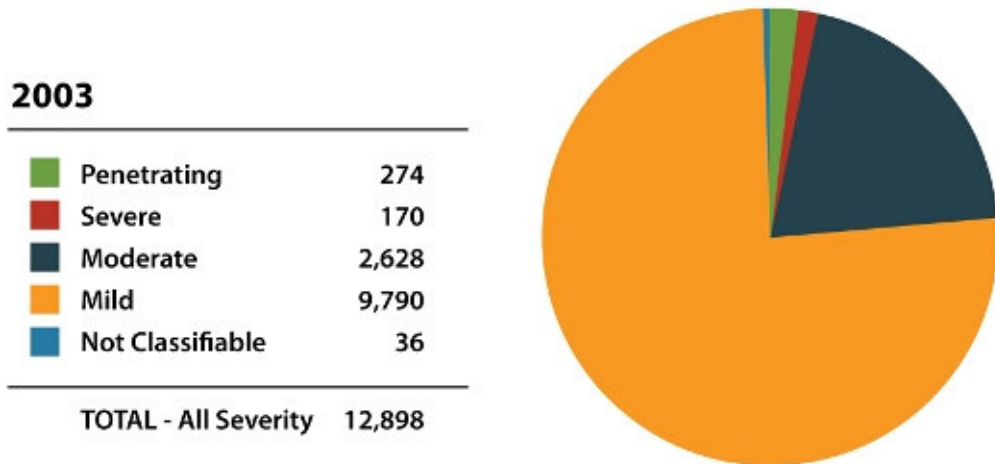


## 2003: TBI Categories (Penetrating/Severe/Moderate/Mild/Not Classifiable):



**Concussion/Mild TBI is characterized by the following: A confused or disoriented state which lasts less than 24 hours; loss of consciousness for up to 30 minutes; memory loss lasting less than 24 hours; and structural brain imaging (MRI or CT scan) yielding normal results.**

**Moderate TBI is characterized by the following: A confused or disoriented state which lasts more than 24 hours; loss of consciousness for more than 30 minutes, but less than 24 hours; memory loss lasting greater than 24 hours but less than seven days; and structural brain imaging yielding normal or abnormal results.**

**Severe TBI is characterized by the following: A confused or disoriented state which lasts more than 24 hours; loss of consciousness for more than 24 hours; memory loss for more than seven days; and structural brain imaging yielding normal or abnormal results.**

**Penetrating TBI, or open head injury, is a head injury in which the dura mater, the outer layer of the meninges, is penetrated. Penetrating injuries can be caused by high-velocity projectiles or objects of lower velocity such as knives, or bone fragments from a skull fracture that are driven into the brain.**

*Numbers for 2003, updated as of 20 May 2010.*

Source: Defense Medical Surveillance System (DMSS) and Theater Medical Data Store (TMDS)

Prepared by Armed Forces Health Surveillance Center (AFHSC)

## 2003: Army Breakdown

### 2003 Army

Active	3,880
Guard	1,035
Reserves	610
TOTAL - Army	
	5,525



Service	Component	Severity	2003
Army	Active	Penetrating	91
		Severe	55
		Moderate	729
		Mild	2,998
		Not Classifiable	7
	Guard	Penetrating	24
		Severe	14
		Moderate	213
		Mild	779
		Not Classifiable	5
	Reserves	Penetrating	9
		Severe	3
		Moderate	144
		Mild	451
		Not Classifiable	3

Numbers for 2003, updated as of 20 May 2010.

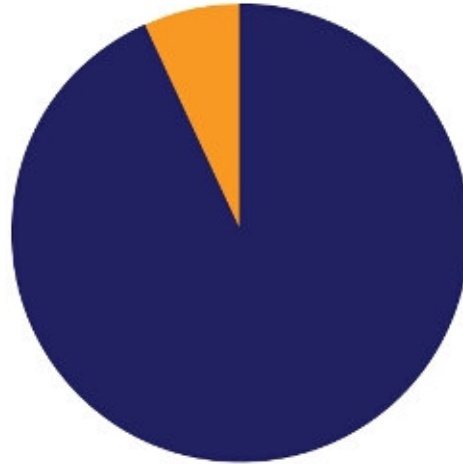
Source: Defense Medical Surveillance System (DMSS) and Theater Medical Data Store (TMDS)

Prepared by Armed Forces Health Surveillance Center (AFHSC)

## 2003: Navy Breakdown

### 2003 Navy

■	Active	2,572
■	Reserves	189
<b>TOTAL - Navy</b>		<b>2,761</b>



Service	Component	Severity	2003
Navy	Active	Penetrating	51
		Severe	36
		Moderate	629
		Mild	1,846
		Not Classifiable	10
	Reserves	Penetrating	2
		Severe	1
		Moderate	50
		Mild	136
		Not Classifiable	-

*Numbers for 2003, updated as of 20 May 2010.*

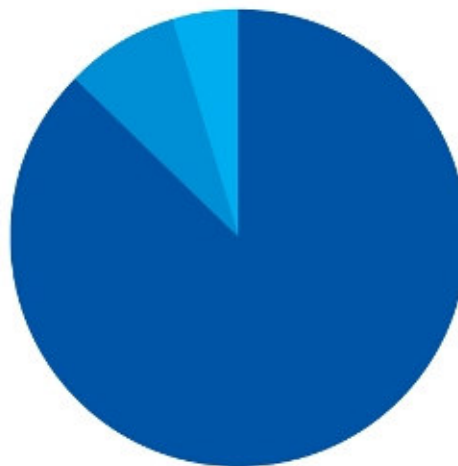
Source: Defense Medical Surveillance System (DMSS) and Theater Medical Data Store (TMDS)

Prepared by Armed Forces Health Surveillance Center (AFHSC)

## 2003: Air Force Breakdown

### 2003 Air Force

Active	2,316
Guard	214
Reserves	121
<hr/>	
<b>TOTAL - Air Force</b>	<b>2,651</b>



Service	Component	Severity	2003
Air Force	Active	Penetrating	41
		Severe	34
		Moderate	375
		Mild	1,864
		Not Classifiable	2
	Guard	Penetrating	1
		Severe	2
		Moderate	36
		Mild	174
		Not Classifiable	1
	Reserves	Penetrating	1
		Severe	2
		Moderate	18
		Mild	99
		Not Classifiable	1

Numbers for 2003, updated as of 20 May 2010.

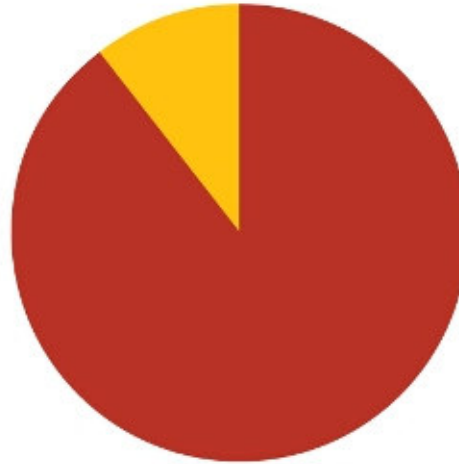
Source: Defense Medical Surveillance System (DMSS) and Theater Medical Data Store (TMDS)

Prepared by Armed Forces Health Surveillance Center (AFHSC)

## 2003: Marines Breakdown

### 2003 Marines

<span style="color: red;">■</span> Active	1,759
<span style="color: yellow;">■</span> Reserves	202
<hr/>	
TOTAL - Marines	1,961



Service	Component	Severity	2003
Marines	Active	Penetrating	44
		Severe	19
		Moderate	385
		Mild	1,304
		Not Classifiable	7
	Reserves	Penetrating	10
		Severe	4
		Moderate	49
		Mild	139
		Not Classifiable	-

*Numbers for 2003, updated as of 20 May 2010.*

Source: Defense Medical Surveillance System (DMSS) and Theater Medical Data Store (TMDS)

Prepared by Armed Forces Health Surveillance Center (AFHSC)