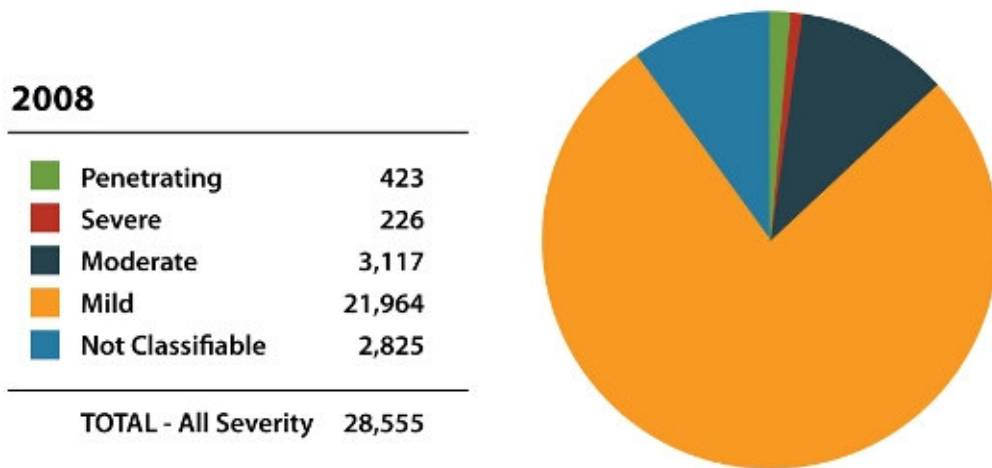


## 2008: TBI Categories (Penetrating/Severe/Moderate/Mild/Not Classifiable):



**Concussion/Mild TBI is characterized by the following: A confused or disoriented state which lasts less than 24 hours; loss of consciousness for up to 30 minutes; memory loss lasting less than 24 hours; and structural brain imaging (MRI or CT scan) yielding normal results.**

**Moderate TBI is characterized by the following: A confused or disoriented state which lasts more than 24 hours; loss of consciousness for more than 30 minutes, but less than 24 hours; memory loss lasting greater than 24 hours but less than seven days; and structural brain imaging yielding normal or abnormal results.**

**Severe TBI is characterized by the following: A confused or disoriented state which lasts more than 24 hours; loss of consciousness for more than 24 hours; memory loss for more than seven days; and structural brain imaging yielding normal or abnormal results.**

**Penetrating TBI, or open head injury, is a head injury in which the dura mater, the outer layer of the meninges, is penetrated. Penetrating injuries can be caused by high-velocity projectiles or objects of lower velocity such as knives, or bone fragments from a skull fracture that are driven into the brain.**

*Numbers for 2008, updated as of 20 May 2010.*

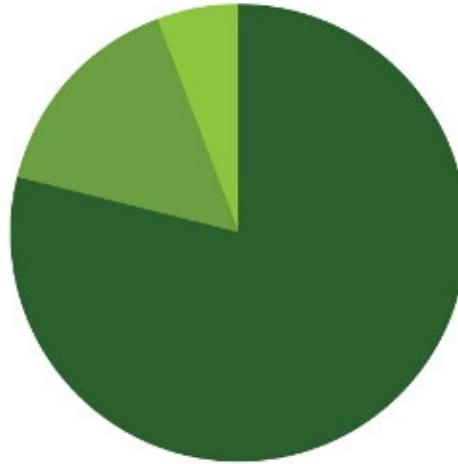
Source: Defense Medical Surveillance System (DMSS) and Theater Medical Data Store (TMDS)

Prepared by Armed Forces Health Surveillance Center (AFHSC)

## 2008: Army Breakdown

### 2008 Army

|              |        |
|--------------|--------|
| Active       | 15,571 |
| Guard        | 2,986  |
| Reserves     | 1,121  |
| TOTAL - Army |        |
|              | 19,678 |



| Service | Component | Severity         | 2008   |
|---------|-----------|------------------|--------|
| Army    | Active    | Penetrating      | 288    |
|         |           | Severe           | 128    |
|         |           | Moderate         | 1,582  |
|         |           | Mild             | 11,175 |
|         |           | Not Classifiable | 2,398  |
|         | Guard     | Penetrating      | 34     |
|         |           | Severe           | 25     |
|         |           | Moderate         | 387    |
|         |           | Mild             | 2,280  |
|         |           | Not Classifiable | 260    |
|         | Reserves  | Penetrating      | 11     |
|         |           | Severe           | 11     |
|         |           | Moderate         | 134    |
|         |           | Mild             | 906    |
|         |           | Not Classifiable | 59     |

Numbers for 2008, updated as of 20 May 2010.

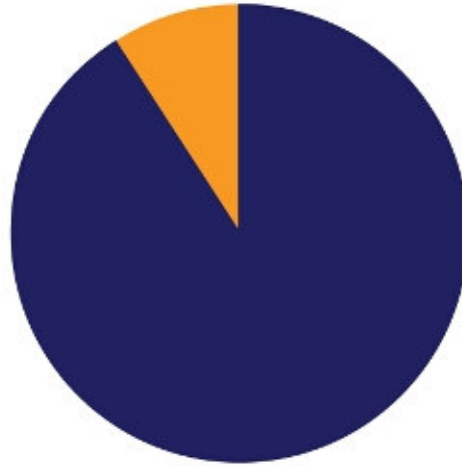
Source: Defense Medical Surveillance System (DMSS) and Theater Medical Data Store (TMDS)

Prepared by Armed Forces Health Surveillance Center (AFHSC)

## 2008: Navy Breakdown

### 2008 Navy

|              |       |
|--------------|-------|
| Active       | 2,587 |
| Reserves     | 256   |
| <hr/>        |       |
| TOTAL - Navy | 2,843 |



| Service | Component | Severity         | 2008  |
|---------|-----------|------------------|-------|
| Navy    | Active    | Penetrating      | 25    |
|         |           | Severe           | 17    |
|         |           | Moderate         | 288   |
|         |           | Mild             | 2,227 |
|         |           | Not Classifiable | 30    |
|         | Reserves  | Penetrating      | 2     |
|         |           | Severe           | -     |
|         |           | Moderate         | 28    |
|         |           | Mild             | 223   |
|         |           | Not Classifiable | 3     |

*Numbers for 2008, updated as of 20 May 2010.*

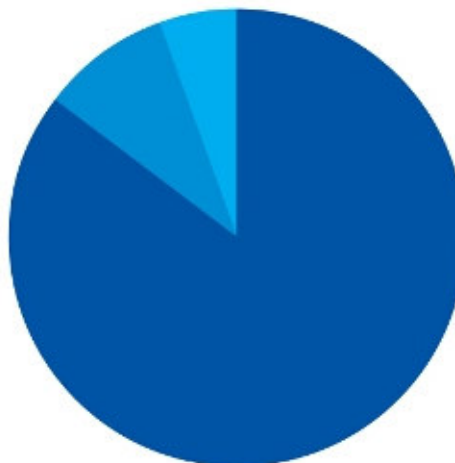
Source: Defense Medical Surveillance System (DMSS) and Theater Medical Data Store (TMDS)

Prepared by Armed Forces Health Surveillance Center (AFHSC)

## 2008: Air Force Breakdown

### 2008 Air Force

|                          |          |              |
|--------------------------|----------|--------------|
| ■                        | Active   | 2,242        |
| ■                        | Guard    | 237          |
| ■                        | Reserves | 145          |
| <b>TOTAL - Air Force</b> |          | <b>2,624</b> |



| Service   | Component | Severity         | 2008  |
|-----------|-----------|------------------|-------|
| Air Force | Active    | Penetrating      | 22    |
|           |           | Severe           | 19    |
|           |           | Moderate         | 248   |
|           |           | Mild             | 1,923 |
|           |           | Not Classifiable | 30    |
|           | Guard     | Penetrating      | 2     |
|           |           | Severe           | -     |
|           |           | Moderate         | 26    |
|           |           | Mild             | 208   |
|           |           | Not Classifiable | 1     |
|           | Reserves  | Penetrating      | -     |
|           |           | Severe           | 1     |
|           |           | Moderate         | 15    |
|           |           | Mild             | 126   |
|           |           | Not Classifiable | 3     |

*Numbers for 2008, updated as of 20 May 2010.*

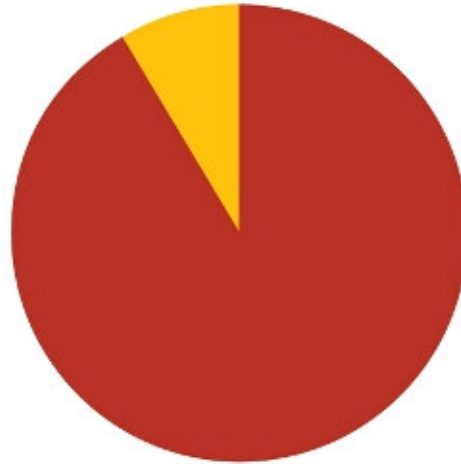
Source: Defense Medical Surveillance System (DMSS) and Theater Medical Data Store (TMDS)

Prepared by Armed Forces Health Surveillance Center (AFHSC)

## 2008: Marines Breakdown

### 2008 Marines

|  |       |
|--|-------|
| <span style="color: red;">■</span> Active      | 3,123 |
| <span style="color: yellow;">■</span> Reserves | 287   |
| <hr/>  |       |
| TOTAL - Marines                                | 3,410 |



| Service | Component | Severity         | 2008  |
|---------|-----------|------------------|-------|
| Marines | Active    | Penetrating      | 36    |
|         |           | Severe           | 24    |
|         |           | Moderate         | 371   |
|         |           | Mild             | 2,658 |
|         |           | Not Classifiable | 34    |
|         | Reserves  | Penetrating      | 3     |
|         |           | Severe           | 1     |
|         |           | Moderate         | 38    |
|         |           | Mild             | 238   |
|         |           | Not Classifiable | 7     |

*Numbers for 2008, updated as of 20 May 2010.*

Source: Defense Medical Surveillance System (DMSS) and Theater Medical Data Store (TMDS)

Prepared by Armed Forces Health Surveillance Center (AFHSC)